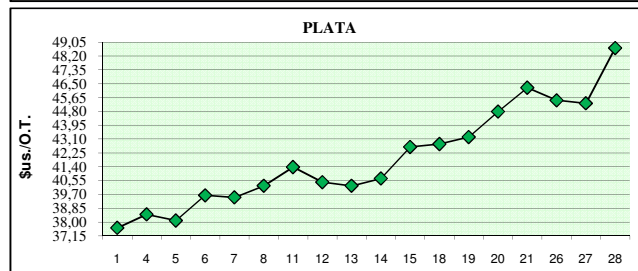
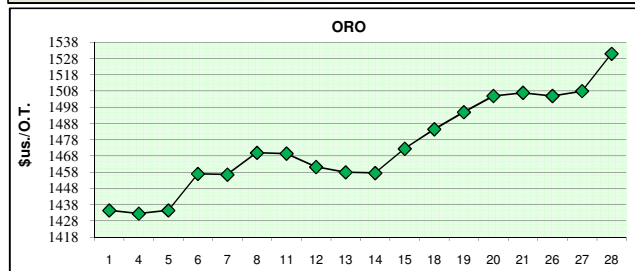
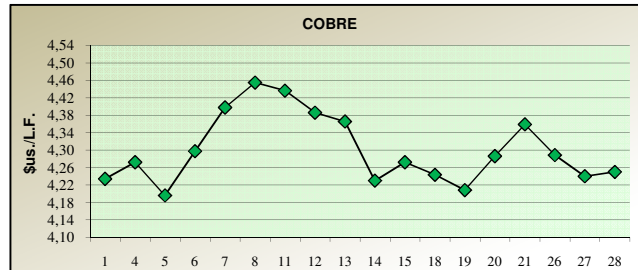
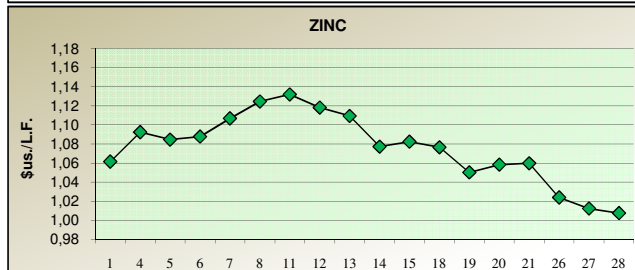
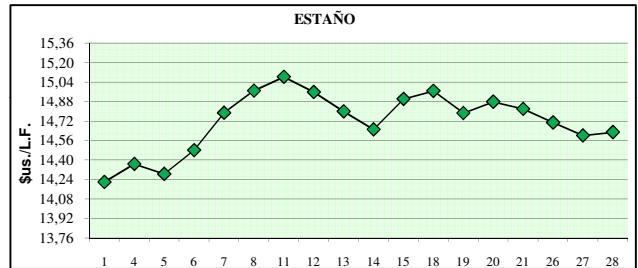
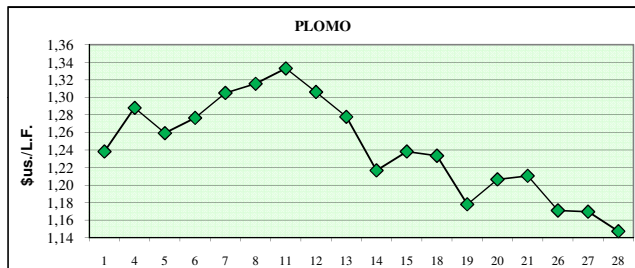


**ABRIL  
2011**



**PRECIOS DIARIOS - METAL BULLETIN**

DIAS	ESTANO \$/L.F.	PLOMO \$/L.F.	ZINC \$/L.F.	COBRE \$/L.F.	BISMUTO \$/L.F.	ANTIMONIO \$/T.M.F.	WOLFRAM \$/U.L.F.	PLATA \$/O.T.	ORO \$/O.T.	IRON & STEEL				INDIO \$/Kg
										ORE China \$/T.M.	HBI Lat Am \$/T.M.	BILLET Lat Am \$/T.M.	SLABS Lat Am \$/T.M.	
1	14,2201	1,2383	1,0614	4,2343	11,00	16400,00	142,24	37,6300	1434,50	180				690
4	14,3675	1,2880	1,0923	4,2724				38,4600	1432,50	180				
5	14,2859	1,2592	1,0845	4,1962				38,0800	1434,50	180		650	735	
6	14,4809	1,2766	1,0877	4,2978	11,00	16400,00	142,24	39,6300	1457,00	183				690
7	14,7871	1,3050	1,1068	4,3980				39,5100	1456,50	185	400			
8	14,9686	1,3154	1,1245	4,4552	11,00	16400,00	142,24	40,2200	1470,00	186				690
11	15,0819	1,3329	1,1319	4,4366				41,3700	1469,50	188				
12	14,9572	1,3061	1,1181	4,3862				40,4400	1461,25	189		620	710	
13	14,7985	1,2778	1,1093	4,3658	11,00	16200,00	142,24	40,2200	1458,00	189				690
14	14,6510	1,2168	1,0771	4,2302				40,6700	1457,50	189	400			
15	14,9005	1,2383	1,0823	4,2724	11,00	16200,00	142,24	42,6100	1472,50	187				690
18	14,9663	1,2335	1,0764	4,2436				42,7900	1484,50	186				
19	14,7848	1,1782	1,0501	4,2084				43,2200	1495,00	186		620	710	
20	14,8778	1,2066	1,0582	4,2864	11,20	16000,00	142,24	44,7900	1505,00	186				690
21	14,8189	1,2106	1,0596	4,3593				46,2600	1507,00	186	400			
26	14,7077	1,1712	1,0238	4,2887				45,4800	1505,00	186		620	710	
27	14,6011	1,1698	1,0122	4,2402	11,20	16000,00	142,24	45,3000	1508,00	188				690
28	14,6284	1,1476	1,0074	4,2502				48,7000	1531,00	188	390			



ELABORACION: MINISTERIO DE MINERIA Y METALURGIA - UNIDAD DE POLÍTICA MINERA

Fuente: London Metal Exchange - MB