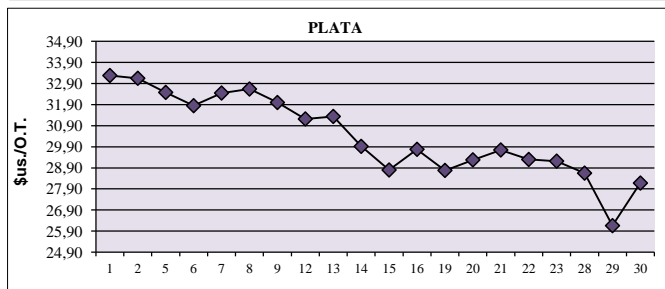
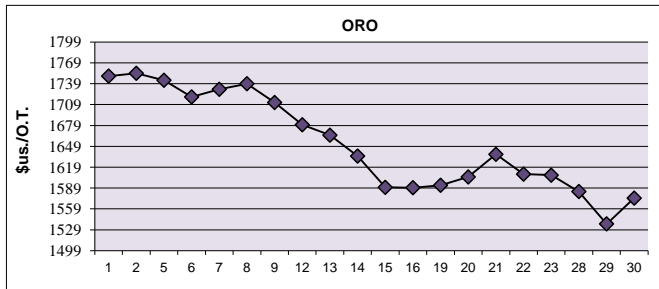
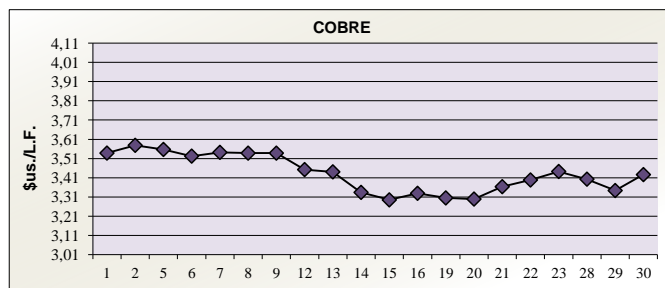
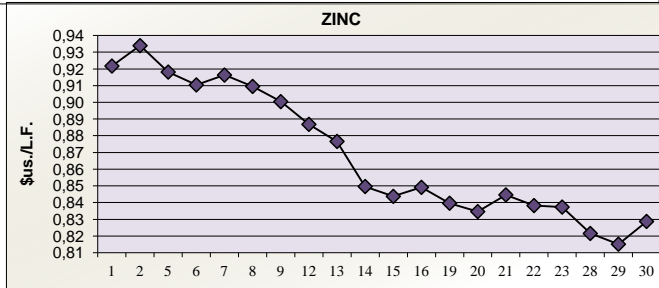
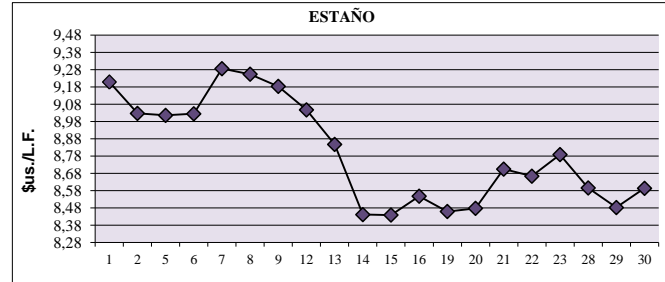
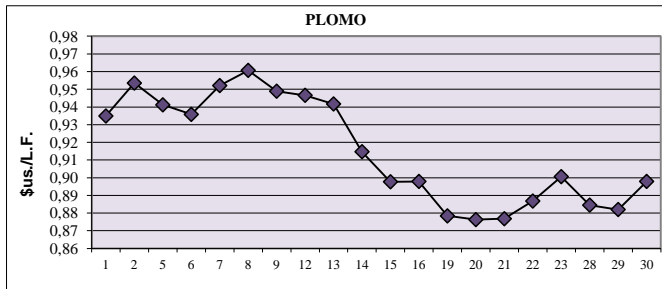


DICIEMBRE
2011



PRECIOS DIARIOS - METAL BULLETIN

DIAS	ESTANO \$/L.F.	PLOMO \$/L.F.	ZINC \$/L.F.	COBRE \$/L.F.	BISMUTO \$/L.F.	ANTIMONIO \$/T.M.F.	WOLFRAM \$/U.L.F.	PLATA \$/O.T.	ORO \$/O.T.	IRON & STEEL				INDIO \$/Kg
										ORE	HBI	BILLET	SLABS	
										China \$/T.M.	Lat Am \$/T.M.	Lat Am \$/T.M.	Lat Am \$/T.M.	
1	9,2079	0,9349	0,9217	3,5382				33,2800	1750,00	143	320			
2	9,0265	0,9535	0,9339	3,5786	10,90	13000,00	142,24	33,1500	1754,00	143				785
5	9,0151	0,9412	0,9181	3,5571				32,4800	1744,00	145				
6	9,0242	0,9358	0,9104	3,5224				31,8500	1720,00	145		590	600	
7	9,2850	0,9521	0,9163	3,5419	10,90	13000,00	142,24	32,4500	1731,00	145				785
8	9,2533	0,9607	0,9095	3,5380				32,6400	1739,00	145	320			
9	9,1830	0,9489	0,9004	3,5380	10,20	12900,00	142,24	32,0000	1712,00	145				785
12	9,0469	0,9466	0,8868	3,4523				31,2200	1680,00	145				
13	8,8473	0,9417	0,8766	3,4405				31,3400	1665,00	144		600	600	
14	8,4414	0,9147	0,8496	3,3337	10,00	12800,00	142,24	29,9200	1635,00	143				785
15	8,4391	0,8977	0,8437	3,2947				28,8000	1590,00	141	310			
16	8,5479	0,8979	0,8491	3,3289	10,00	12600,00	142,24	29,7800	1589,50	141				785
19	8,4595	0,8784	0,8396	3,3049				28,7800	1593,00	139				
20	8,4776	0,8763	0,8346	3,2990				29,2800	1605,00	139		600	600	
21	8,7044	0,8768	0,8446	3,3634	9,90	12500,00	142,24	29,7500	1637,50	140				785
22	8,6636	0,8868	0,8382	3,3983				29,3000	1609,00	141	310			
23	8,7884	0,9006	0,8373	3,4425	9,90	12500,00	142,24	29,2200	1607,50	141				785
28	8,5956	0,8845	0,8215	3,4026				28,6500	1584,00	141				
29	8,4822	0,8820	0,8151	3,3434				26,1600	1537,50	142				
30	8,5933	0,8979	0,8287	3,4262				28,1800	1574,50	143				



ELABORACION: MINISTERIO DE MINERIA Y METALURGIA - UNIDAD DE POLÍTICA MINERA

Fuente: London Metal Exchange - MB