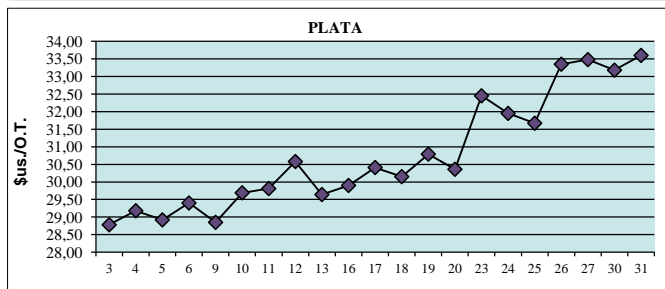
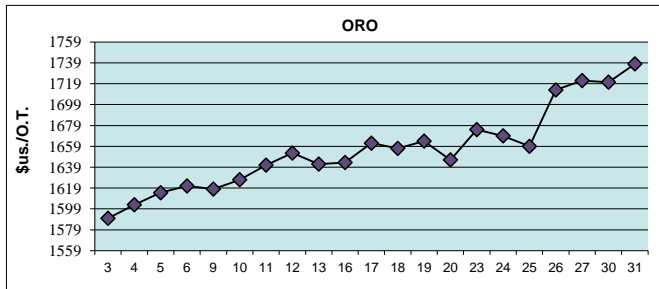
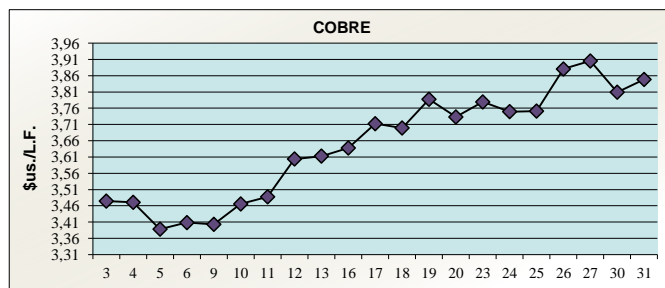
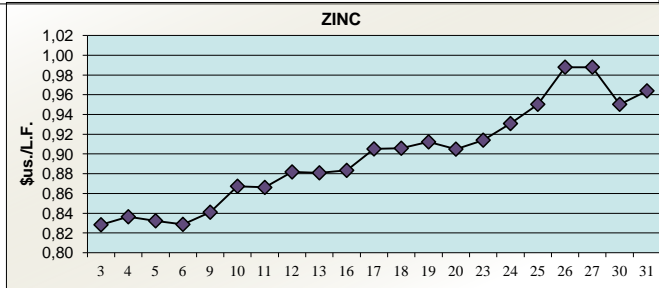
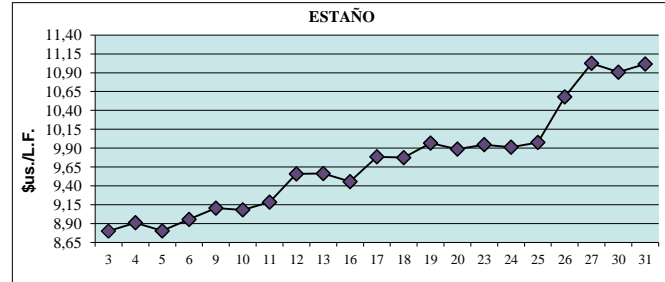
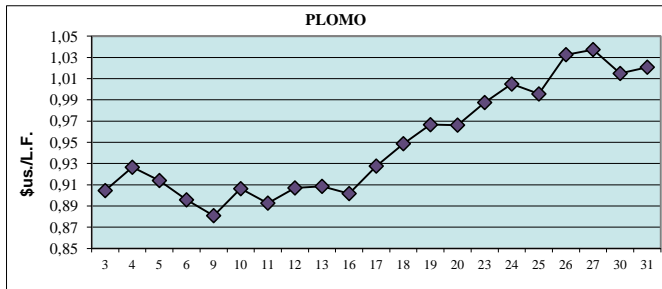


**ENERO
2012**



PRECIOS DIARIOS - METAL BULLETIN

DIAS	ESTANO \$/L.F.	PLOMO \$/L.F.	ZINC \$/L.F.	COBRE \$/L.F.	BISMUTO \$/L.F.	ANTIMONIO \$/T.M.F.	WOLFRAM \$/U.L.F.	PLATA \$/O.T.	ORO \$/O.T.	IRON & STEEL				INDIO \$/Kg
										ORE China	HBI Lat Am	BILLET Lat Am	SLABS Lat Am	
										\$/T.M.	\$/T.M.	\$/T.M.	\$/T.M.	
3	8,7997	0,9045	0,8283	3,4745				28,7800	1590,00	143		620	600	
4	8,9131	0,9265	0,8364	3,4707	10,00	12100,00	142,24	29,1800	1603,00	143				785
5	8,8042	0,9140	0,8323	3,3883				28,9200	1614,50	144	320			
6	8,9562	0,8958	0,8287	3,4083	10,00	12100,00	142,24	29,4000	1621,00	144				785
9	9,1059	0,8809	0,8410	3,4031				28,8500	1618,00	144				
10	9,0832	0,9063	0,8673	3,4657				29,6900	1627,00	144		610	600	
11	9,1852	0,8927	0,8661	3,4877	10,00	12100,00	142,24	29,8100	1641,00	145				785
12	9,5595	0,9070	0,8818	3,6040				30,5800	1652,50	145	320			
13	9,5640	0,9085	0,8809	3,6129	10,00	12100,00	142,24	29,6400	1642,00	145				785
16	9,4574	0,9017	0,8834	3,6378				29,9000	1643,50	145				
17	9,7863	0,9276	0,9051	3,7124				30,4100	1662,00	145		610	600	
18	9,7749	0,9487	0,9058	3,6993	10,00	12000,00	142,24	30,1500	1657,00	144				785
19	9,9677	0,9666	0,9122	3,7875				30,7900	1664,00	144	320			
20	9,8883	0,9662	0,9049	3,7331	10,30	12000,00	142,24	30,3600	1646,00	145				785
23	9,9473	0,9875	0,9140	3,7793				32,4500	1675,00	145				
24	9,9133	1,0049	0,9308	3,7496				31,9500	1669,00	145		630	600	
25	9,9768	0,9956	0,9503	3,7512	10,30	12000,00	142,24	31,6700	1659,00	145				785
26	10,5800	1,0326	0,9879	3,8805				33,3500	1713,00	145	320			
27	11,0246	1,0374	0,9879	3,9052	10,30	12000,00	142,24	33,4800	1722,00	145				785
30	10,9066	1,0149	0,9503	3,8093				33,1800	1720,50	145				
31	11,0155	1,0208	0,9639	3,8485				33,6000	1738,00	145		630	600	



ELABORACION: MINISTERIO DE MINERIA Y METALURGIA - UNIDAD DE POLÍTICA MINERA

Fuente: London Metal Exchange - MB