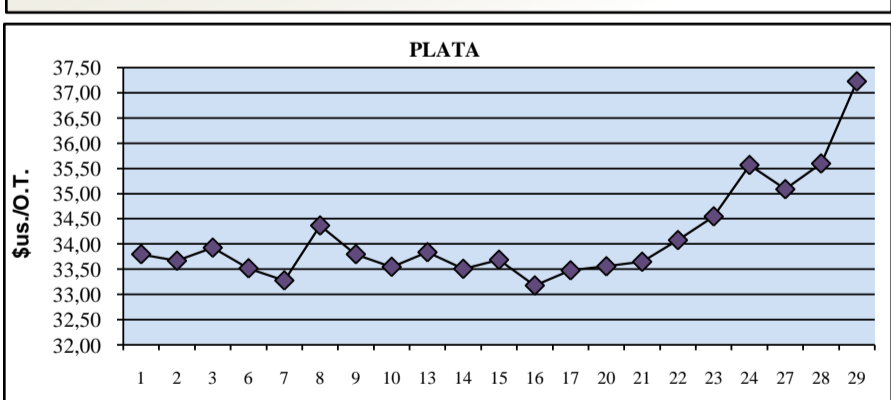
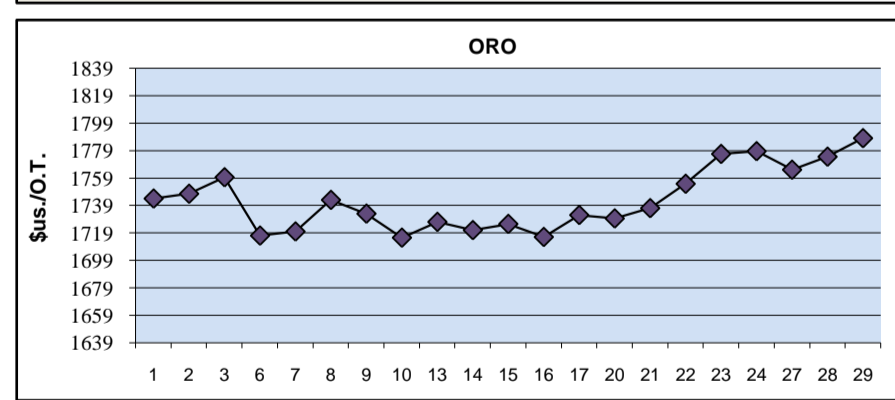
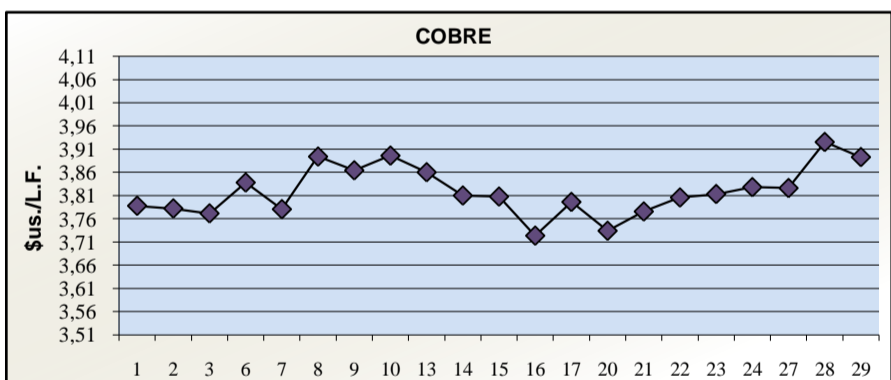
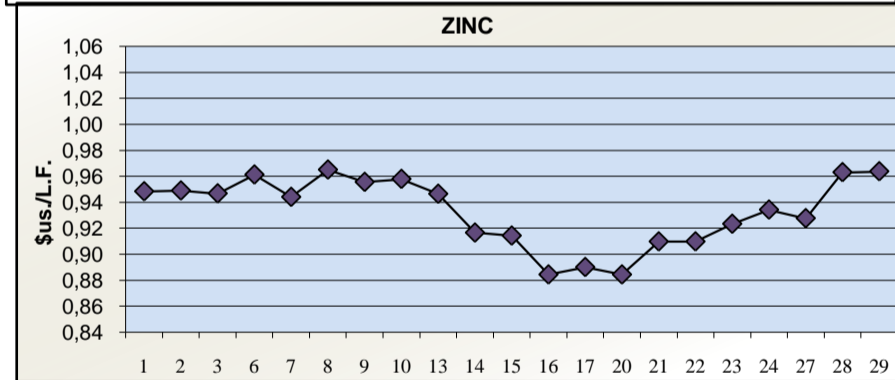
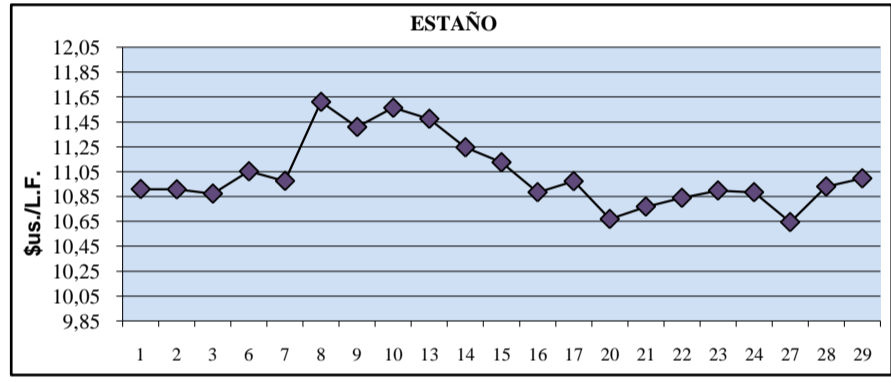
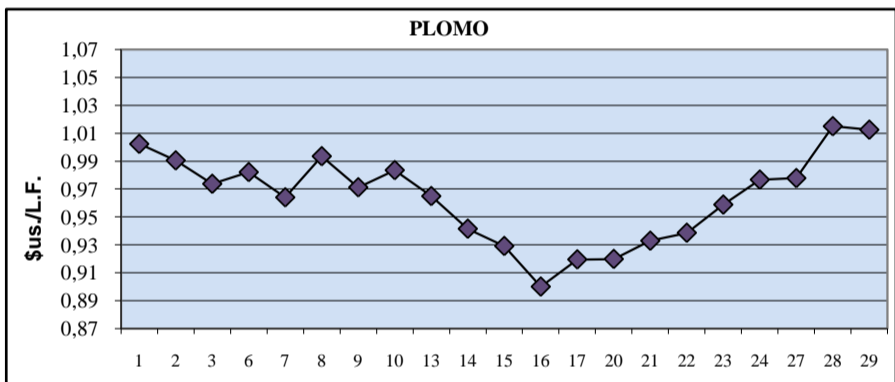


**FEBRERO
2012**

PRECIOS DIARIOS - METAL BULLETIN



DIAS	ESTANO \$/L.F.	PLOMO \$/L.F.	ZINC \$/L.F.	COBRE \$/L.F.	BISMUTO \$/L.F.	ANTIMONIO \$/T.M.F.	WOLFRAM \$/U.L.F.	PLATA \$/O.T.	ORO \$/O.T.	IRON & STEEL				INDIO \$/Kg
										ORE China	HBI Lat Am	BILLET Lat Am	SLABS Lat Am	
										\$/T.M.	\$/T.M.	\$/T.M.	\$/T.M.	
1	10,9112	1,0022	0,9485	3,7880	10,30	12200,00	142,24	33,8000	1744,00	147				785
2	10,9089	0,9904	0,9491	3,7823				33,6700	1747,50	147	320			
3	10,8749	0,9736	0,9469	3,7716	10,30	12200,00	142,24	33,9300	1759,50	147				785
6	11,0540	0,9820	0,9614	3,8383				33,5200	1717,00	147				
7	10,9769	0,9639	0,9442	3,7807				33,2800	1720,00	148			590	580
8	11,6120	0,9934	0,9652	3,8943	10,40	12600,00	142,24	34,3700	1743,00	150				785
9	11,4101	0,9711	0,9557	3,8646				33,8000	1733,00	149	315			
10	11,5643	0,9834	0,9580	3,8964	10,50	12700,00	142,24	33,5500	1715,50	148				785
13	11,4759	0,9648	0,9466	3,8605				33,8400	1727,00	148				
14	11,2468	0,9414	0,9167	3,8102				33,5100	1721,00	147			580	580
15	11,1266	0,9290	0,9144	3,8079	10,50	12800,00	142,24	33,6900	1725,50	146				785
16	10,8862	0,8999	0,8845	3,7235				33,1800	1716,00	146				
17	10,9747	0,9194	0,8902	3,7963	10,50	12800,00	142,24	33,4800	1732,00	143				785
20	10,6708	0,9197	0,8845	3,7340				33,5600	1729,50	143				
21	10,7706	0,9328	0,9099	3,7757				33,6500	1737,00	144			590	580
22	10,8409	0,9385	0,9099	3,8059	10,50	12800,00	142,24	34,0800	1754,75	144				785
23	10,8998	0,9587	0,9235	3,8134				34,5500	1776,50	144	315			
24	10,8862	0,9766	0,9344	3,8283	10,50	12800,00	142,24	35,5700	1778,50	145				785
27	10,6458	0,9777	0,9278	3,8263				35,0900	1765,00	145				
28	10,9316	1,0149	0,9632	3,9258				35,6000	1774,50	147			600	580
29	10,9973	1,0124	0,9639	3,8932	10,50	12800,00	142,24	37,2300	1788,00	147				785



ELABORACION: MINISTERIO DE MINERIA Y METALURGIA - UNIDAD DE POLÍTICA MINERA

Fuente: London Metal Exchange - MB