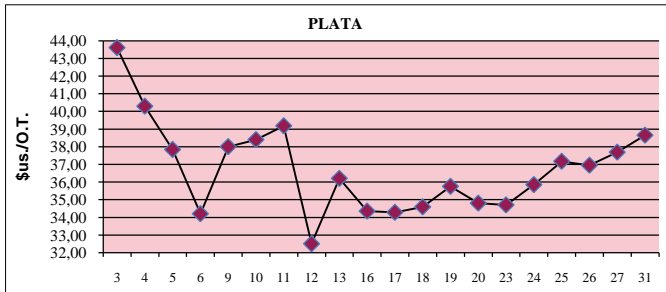
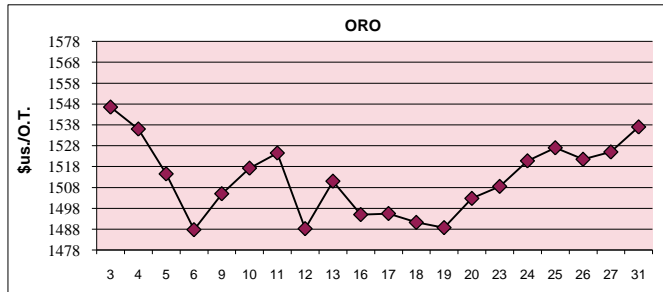
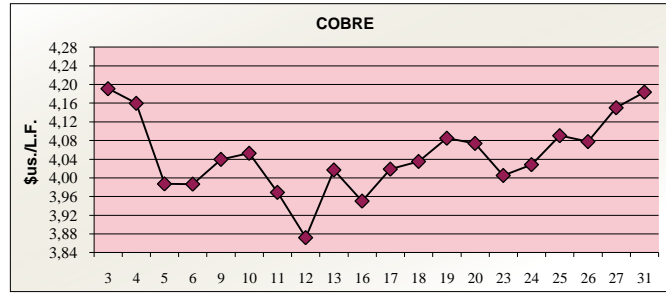
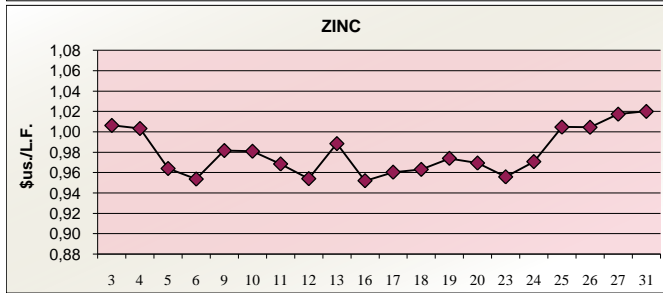
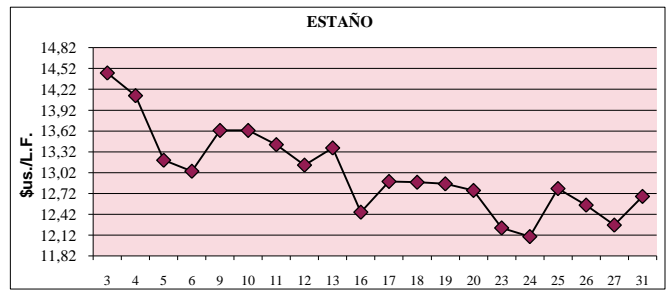
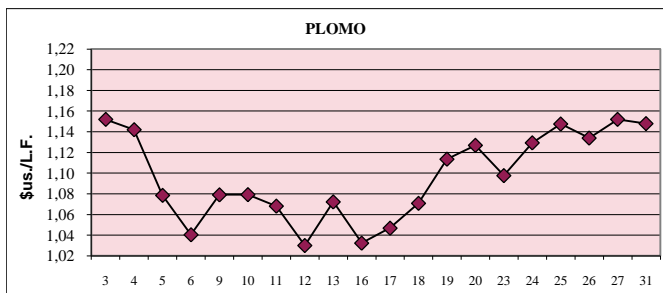


MAYO
2011



PRECIOS DIARIOS - METAL BULLETIN

DIAS	ESTANO \$/L.F.	PLOMO \$/L.F.	ZINC \$/L.F.	COBRE \$/L.F.	BISMUTO \$/L.F.	ANTIMONIO \$/T.M.F.	WOLFRAM \$/U.L.F.	PLATA \$/O.T.	ORO \$/O.T.	IRON & STEEL				INDIO \$/Kg
										ORE	HBI	BILLET	SLABS	
										China \$/T.M.	Lat Am \$/T.M.	Lat Am \$/T.M.	Lat Am \$/T.M.	
3	14,4560	1,1521	1,0063	4,1912				43,6100	1546,50	188		620	710	
4	14,1294	1,1421	1,0033	4,1599	11,20	16000,00	142,24	40,2900	1536,00	189				785
5	13,1995	1,0786	0,9639	3,9871				37,8400	1514,50	189	390			
6	13,0408	1,0405	0,9535	3,9866	11,20	15750,00	142,24	34,2000	1487,75	189				785
9	13,6282	1,0791	0,9816	4,0397				38,0000	1505,00	189				
10	13,6282	1,0793	0,9809	4,0528				38,4000	1517,25	188		620	710	
11	13,4241	1,0682	0,9684	3,9689	11,20	15750,00	142,24	39,1800	1524,50	188				785
12	13,1292	1,0301	0,9539	3,8719				32,5000	1488,25	187	390			
13	13,3764	1,0723	0,9884	4,0170	11,20	15750,00	142,24	36,2000	1511,00	187				785
16	12,4511	1,0324	0,9519	3,9503				34,3500	1495,00	186				
17	12,8934	1,0469	0,9603	4,0188				34,2800	1495,50	186		620	680	
18	12,8820	1,0709	0,9630	4,0352	11,20	15750,00	142,24	34,5900	1491,25	184				785
19	12,8593	1,1136	0,9739	4,0851				35,7500	1488,75	183	390			
20	12,7641	1,1270	0,9693	4,0739	11,20	15750,00	142,24	34,8000	1502,75	183				785
23	12,2243	1,0977	0,9557	4,0052				34,7000	1508,50	183				
24	12,0996	1,1294	0,9707	4,0284				35,8500	1520,75	182		625	680	
25	12,7913	1,1476	1,0047	4,0905	11,20	15750,00	142,24	37,1700	1527,00	180				785
26	12,5532	1,1340	1,0045	4,0778				36,9500	1521,50	180	390			
27	12,2651	1,1521	1,0174	4,1504	11,30	15750,00	142,24	37,6900	1525,00	179				785
31	12,6779	1,1480	1,0201	4,1839				38,6500	1537,00	178		625	680	



ELABORACION: MINISTERIO DE MINERIA Y METALURGIA - UNIDAD DE POLÍTICA MINERA

Fuente: London Metal Exchange - MB