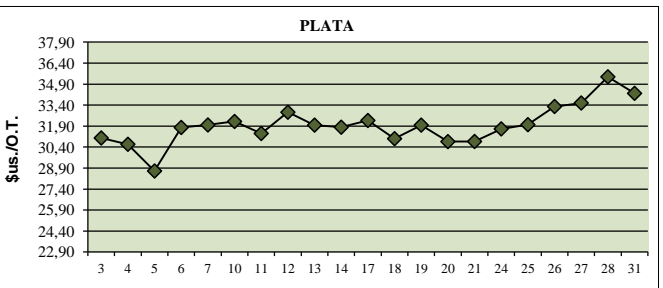
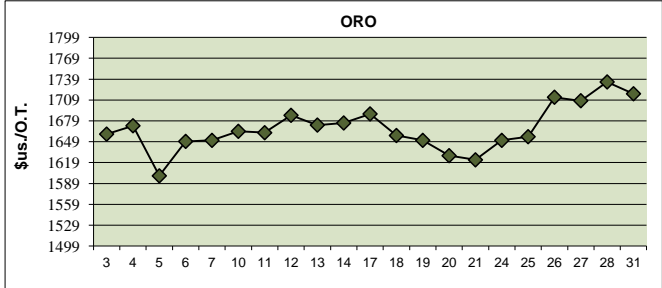
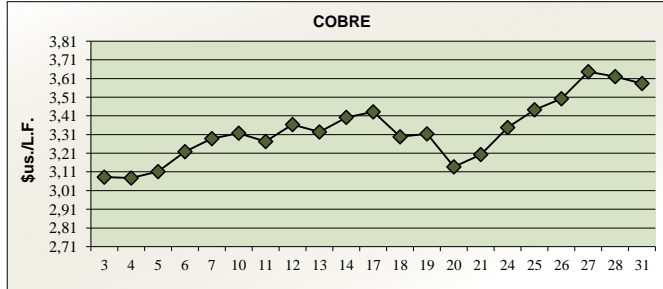
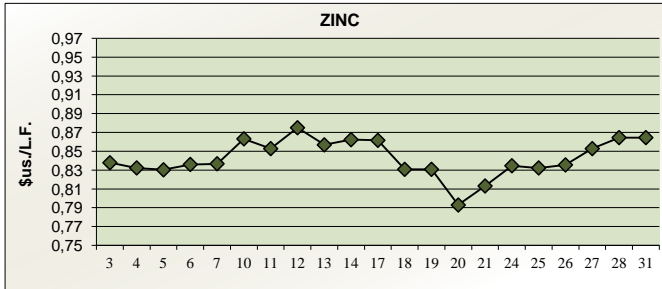
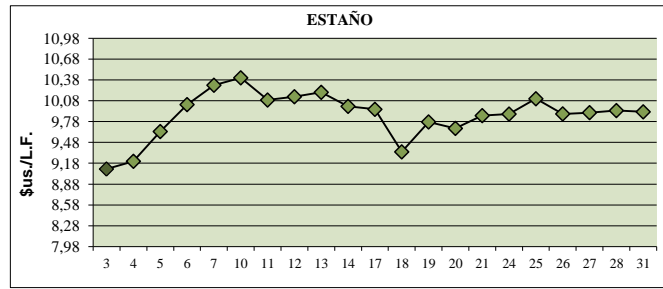
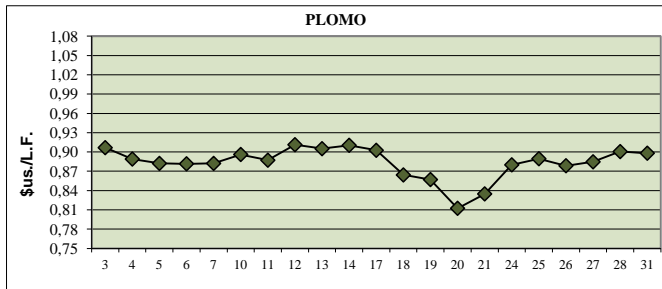


**OCTUBRE
2011**



PRECIOS DIARIOS - METAL BULLETIN

DIAS	ESTANO \$/L.F.	PLOMO \$/L.F.	ZINC \$/L.F.	COBRE \$/L.F.	BISMUTO \$/L.F.	ANTIMONIO \$/T.M.F.	WOLFRAM \$/U.L.F.	PLATA \$/O.T.	ORO \$/O.T.	IRON & STEEL				INDIO \$/Kg
										ORE	HBI	BILLET	SLABS	
										China \$/T.M.	Lat Am \$/T.M.	Lat Am \$/T.M.	Lat Am \$/T.M.	
3	9,0968	0,9067	0,8378	3,0819				31,0500	1660,00	178				
4	9,2079	0,8890	0,8323	3,0772				30,6000	1672,00	178			680	
5	9,6366	0,8822	0,8303	3,1116	12,60	15600,00	142,24	28,6900	1600,00	178				785
6	10,0244	0,8816	0,8360	3,2182				31,8000	1649,50	178	350			
7	10,3034	0,8822	0,8367	3,2881	12,60	15400,00	142,24	31,9800	1651,00	178				785
10	10,4099	0,8961	0,8632	3,3171				32,2300	1664,00	178				
11	10,0902	0,8872	0,8528	3,2727				31,3700	1662,00	175			640	680
12	10,1378	0,9113	0,8750	3,3634	12,50	14700,00	142,24	32,8900	1687,00	173				785
13	10,2013	0,9051	0,8568	3,3237				31,9700	1673,00	171	350			
14	9,9994	0,9104	0,8623	3,4019	12,50	14500,00	142,24	31,8200	1676,00	167				785
17	9,9564	0,9026	0,8616	3,4314				32,3000	1689,00	164				
18	9,3440	0,8643	0,8308	3,2978				31,0000	1658,00	160			640	680
19	9,7749	0,8571	0,8308	3,3135	12,40	14200,00	142,24	31,9700	1651,00	157				785
20	9,6819	0,8124	0,7929	3,1370				30,7900	1629,00	155	350			
21	9,8656	0,8348	0,8131	3,2030	12,20	14200,00	142,24	30,8000	1623,00	154				785
24	9,8883	0,8800	0,8346	3,3475				31,7000	1651,00	150				
25	10,1083	0,8895	0,8323	3,4428				32,0000	1656,25	143			640	680
26	9,8906	0,8786	0,8355	3,5017	12,10	14000,00	142,24	33,3000	1713,00	140				785
27	9,9087	0,8847	0,8528	3,6464				33,5500	1708,00	134	330			
28	9,9382	0,9006	0,8645	3,6201	12,10	14000,00	142,24	35,4200	1735,00	130				785
31	9,9201	0,8981	0,8645	3,5834				34,2400	1718,00	125				



ELABORACION: MINISTERIO DE MINERIA Y METALURGIA - UNIDAD DE POLÍTICA MINERA

Fuente: London Metal Exchange - MB